

Harvey

🕒 5-10 working days

🏆 5 year warranty

Task Chair

Whether you are above or below average height and build you need to have a task chair that correctly fits your needs.

With Petite, Standard and Tall options, Harvey is designed to accommodate individuals of different sizes whilst maintaining a consistent look throughout the working environment.



Harvey

Whether you are above or below average height and build you need to have a task chair that correctly fits your needs. With petite, standard and tall options, Harvey is designed to accommodate individuals of different sizes whilst maintaining a consistent look throughout the working environment.



What the experts say....

Harvey is a highly supportive ergonomic chair designed by ergonomists with user comfort in mind. Two back sizes and three seat sizes ensure a good fit can be achieved for all people.

Lateral winged supports allows the backrest to 'hug' the body giving positive support across your back.

Positive lumbar support helps to maintain your natural lumbar curvature.

The dual zone seat has a rear horizontal area which supports the pelvis, whilst the front slopes downwards, to help achieve an open trunk to thigh angle, to allow a more upright posture.



The ergonomically balanced backrest provides complete support.

The height adjustable backrest helps to achieve your correct setting.

Height and width adjustable armrests with sliding arm pads to allow you to get close to your desk whilst providing support for the arms when required.

Specifications & Options



15 kg

other weights on application

- High back task chair in three sizes Petite, Standard and Tall
- Matching cantilever visitor chair with chrome frame and integral arms
- Offered with a range of mechanism:
 - M2 tension adjustment to suit individual user weight with independent seat and back levers
 - M27 automatic body balance
- Labelled easy to use controls
- Ratchet back height adjustment
- Optional seat slide, seat lumbar, inflatable lumbar and coccyx cut-out
- Height and width adjustable arms with forward and back movement
- Deep moulded foam seat for superior user comfort
- Compliant with HSE seating at work directives
- Fully articulated neck/headrest on the Standard and Tall
- Available in fabric, leather and vinyl
- Weight capacity 150kg, cantilever 110kg



Upholstery available in fabric, leather and vinyl




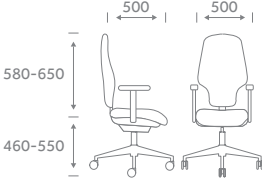



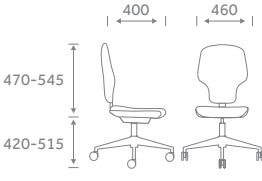

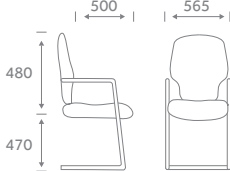
Min 95% recyclable

Size Guide

Ideally to select the correct chair, users should fill out a seating assessment form which collects dimensional information. People are multi-variate which means they may be longer in the legs than the back and vice versa; weight also has a bearing on correct chair choice. As a very general guide if people are in their 'ideal BMI weight' the Harvey chair size may be suitable for people of the following height ranges:

Petite (small seat and small back)	Standard (standard seat and high back)	Tall (large seat and high back)
5ft and under (152.4cm and under)	5ft to 5ft 11 inches (152.4cm to 180.3cm)	5ft 11 inches and above (180.3cm and above)

Harvey

	Dimensions (mm)	Arm Options	Base & Colour Options	Mechanism
 <p>HARVEY1 Harvey Tall (Large seat and high back)</p>		AW	B9 27" black base as standard	M2 (Tilt) M27 (Body Balance)
 <p>HARVEY2 Harvey Standard (standard seat and high back)</p>		AW	B9 27" black base a standard	M2 (Tilt) M27 (Body Balance)
 <p>HARVEY3 Harvey Petite (Small seat and small back)</p>		AW	B9 25" black base a standard	M2 (Tilt) M27 (Body Balance)
 <p>HARVEY4 Harvey Cantilever visitor chair</p>		Integral arms	Chrome frame as standard	